






DECOUVRONS le verger




Pars à la découverte du verger







Fraise



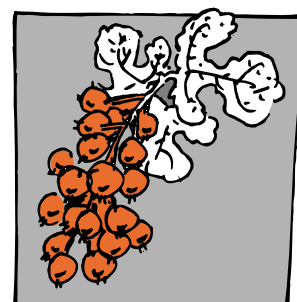
Noix



Pomme de pin




Prune



Groseille




Maïs




Pomme




Raisin




Gland



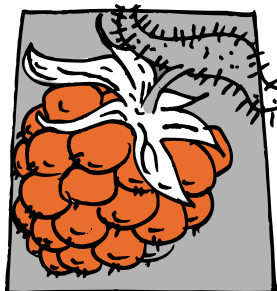
Abricot




Noisette




Cerise




Framboise




Orange




Carotte




Châtaigne




Tomate



Petit pois









Melon




Poire



AU FIL des saisons



Colorie les 4 branches des saisons en utilisant des couleurs différentes.
Colorie ensuite les éléments de la même couleur que la saison correspondante.







LES ANIMAUX utiles au verger

La  mange la 

L'  mange la 





La  chasse le 

La  chasse la 

La  mange le 

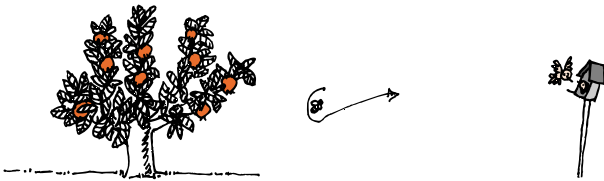
Quels sont les animaux qu'Adalia va trouver dans le verger ?







LES AMENAGEMENTS du verger



Comptine

Petite fleur deviendra pomme
Dans le verger de Simone
Petite fleur deviendra poire
Dans le verger de Richard

Dans le verger de Simone
Venez voir les jolies pommes
Elle a placé un nichoir
Pour Solange la mésange

Dans le verger de Richard
Venez voir les jolies poires
Il a placé une ruche
Pour Mireille la p'tite abeille

Colorie les cases marquées d'un point.
Tu verras apparaître les habitants de la haie.





5



LA PRODUCTION intégrée dans le verger

